


THE TREASURE MAP

OUR STORY:

You are exploring a beach that was once a hide-away for pirates and smugglers. You try to climb SKULL ROCK for a look around, but as you reach the top the ground shakes, the rock splits and you fall into the rock! You land on a clay jar that shatters. In this jar you find an old parchment.



WHAT YOU NEED: a compass, a large rock, and a big yard or field. Also, this activity is more interesting if you work with a friend, brother or sister.


WHAT TO DO: Go outside to a yard or field. Put a large rock down to mark your starting spot. This will be your SKULL ROCK.

Pace off the directions on the parchment to see where you end up.


Just point yourself North, South, East or West, whatever the parchment says. Then take one step for each pace. Use your compass to tell you which way is which.

DO YOU KNOW HOW TO USE A COMPASS?
Hold it level, and turn it so that the arrow points to the N.

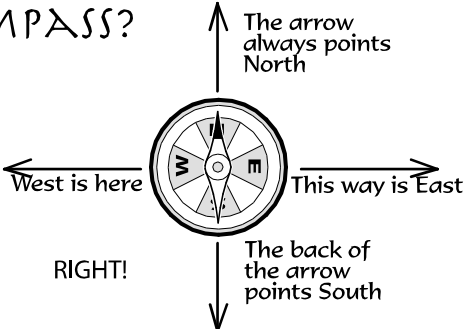
WRONG



WRONG



RIGHT!



HOW FAR FROM SKULL ROCK WAS THE TREASURE BURIED? _____

(The answer is in the parent guide.)

DID YOU FIND ANY TREASURE? _____



AMAZING PIRATE PACING FACT:

YOU CAN PACE OFF THE DIRECTIONS IN ANY ORDER, YOU'LL WIND UP AT THE SAME SPOT! TRY IT!

If you enjoy using your compass you could make a treasure map for a friend, brother or sister. Hide something like chocolate coins for the treasure. Tell them where to start and give them a sheet with the directions on it. Don't make it too hard! Remember: different people have different sized steps.